



# Winegard ES

## Media Center Collection Development Plan 2023-24

*Christina Howell*

Christina Howell (Oct 5, 2023 19:18 EDT)

Christina Howell  
Principal

*Barbara Koziara*

Barbara Koziara (Oct 5, 2023 19:19 EDT)

Barbara Koziara  
Certified Educational Media Specialist

# Table of Contents

---

<b>Table of Contents</b>	<b>2</b>
<b>Executive Summary</b>	<b>3</b>
District Strategic Plan 2025	3
School Collection Development Plan	3
<b>School Assessment Analysis</b>	<b>4</b>
<b>Collection Analysis</b>	<b>5</b>
<b>Collection Analysis by Category</b>	<b>6</b>
Notes	6
<b>Representation Analysis</b>	<b>7</b>
Results	7
<b>Strategic Focus</b>	<b>8</b>
<b>Budget and Purchasing Plan</b>	<b>9</b>
Annual Budget 2023-2024	9
Purchasing Plan 2023-2024	9
<b>Year-to-Year Collection Change</b>	<b>10</b>

# Executive Summary

---

## ***District Strategic Plan 2025***

Orange County Public Schools is the eighth-largest school district in the United States and the fourth largest in Florida. The district serves more than 206,000 students at 202 schools and is one of the largest employers in Central Florida with more than 25,000 team members.

**Vision:** To ensure every student has a promising and successful future.

**Mission:** With the support of families and the community, we create enriching and diverse pathways to lead our students to success.

## ***School Collection Development Plan***

Winegard ES serves 662 students enrolled in grades Kindergarten through fifth. The student population's ethnicity is 74% Hispanic and 26% Non-Hispanic students. Additionally, we serve a diverse population made up of 76% White, 19% Black, 0% Native, 2% Asian, 1% Pacific, and 2% Multicultural students.

The administration includes Principal Christina Howell and Assistant Principal Courtney Frederick. Winegard ES is proud to offer the many special programs which provide students with opportunities. These include Battle of the Books Club, News Crew, Safety Patrols, Chess Club, Gifted Program, VPK, Pre-K ESE.

A thorough analysis of the current media center collection at Winegard ES indicates that the average age of the collection is 2014 and the number of books per student is 11. The American Association for School Libraries has established a criteria for highly effective media centers that includes a ratio of 15-20 books available per student in the collection. In addition to the physical media center collection, the district provides almost 5,000 eBooks, audiobooks and digital magazines. At this time, Winegard ES does not meet the recommended standards for the number of books per student.

The analysis of the collection also revealed the following areas of strengths and concerns:

- Based on the reading scores, more books should be purchased on lower reading levels. We need more titles to represent levels 0.0-1.9. We have many English Language Learners, and many students reading below grade level.
- This collection is in need of more biographies, especially those that represent our population.
- This collection is in need of more popular fiction, graphic novels and non-fiction books like cookbooks, cars and animals that interest students.
- Based on our percentage of Hispanic students (74%), purchases of new books will focus on Hispanic students and Hispanic heritage.
- Weeding will focus on the OCPS Catalog Project expectations as well as aged titles in fiction and/or nonfiction.

## School Assessment Analysis

The school analysis provides an overview of the school's assessment data for the previous two school years.

Proficiency Data							
Assessment	2021-22	Assessment	2022-23	Assessment	2021-22	Assessment	2022-23
		<b>Star Early Literacy Proficiency</b>	39%				
		<b>Star Reading Proficiency</b>	32%				
						<b>Star Math Proficiency</b>	42%
<b>FSA ELA Grade 3</b>	37%	<b>FAST ELA Proficiency Grade 3</b>	35%	<b>FSA Math Grade 3</b>	48%	<b>FAST Math Proficiency Grade 3</b>	37%
<b>FSA ELA Grade 4</b>	44%	<b>FAST ELA Proficiency Grade 4</b>	45%	<b>FSA Math Grade 4</b>	53%	<b>FAST Math Proficiency Grade 4</b>	34%
<b>FSA ELA Grade 5</b>	30%	<b>FAST ELA Proficiency Grade 5</b>	38%	<b>FSA Math Grade 5</b>	32%	<b>FAST Math Proficiency Grade 5</b>	33%
<b>NGSSS Sci 5 EOC</b>	29%	<b>NGSSS Sci 5 EOC</b>	36%				

### Comparison between 2021-22 and 2022-23 Testing Data

(adapted from <https://www.fldoe.org/accountability/assessments/k-12-student-assessment/results/2023.stm>)

In 2023, the state transitioned from Florida Standards Assessments (FSA) to Florida Assessment of Student Thinking (FAST) for English Language Arts (ELA) and Mathematics. The 2022-23 for FAST and Benchmarks for Excellent Student Thinking (B.E.S.T.) End-of-Course (EOC) assessments are based on **provisional** achievement level cuts that are linked to each assessment's respective 2021-22 reporting scale. Comparisons should not be made between the 2023 data and previous years' data. The implementation of FAST K-2 in the 2022-23 school year was the first administration of statewide assessments for students in grades K-2. These assessments include Star Early Literacy Proficiency, Star Reading Proficiency, and Star Math Proficiency.

## Collection Analysis

The collection is developed for and influenced by students, their interests, academic needs and alignment to the curriculum. The data below is a snapshot of the collection based on a Titlewise Analysis from July 2023. Purchasing or weeding after that time is not reflected in this data.



**7,537**

Items in the Collection



**11**

Items per Student



**3,922**

Fiction Titles  
in the Collection



**3,025**

Nonfiction Titles  
in the Collection

Library media resources are curated to include both recently published works and classics that both rightfully impact the average age of the collection.



**2014**

Average Age of the  
Collection



**1,443**

Aged Titles



**3,396**

Newer than 5 Years

Library media resources should be representative of the school. A commitment to representative literature is reflective of **OCPS values such as equity, inclusion, and respect.**



**2,505**

Representative Titles  
in Collection



**2014**

Representative Titles  
Average Age

Social-Emotional Learning (SEL) library media resources can contribute to the **development of character and social-emotional skills**, one of the OCPS's key performance indicators.



**2,523**

SEL Titles in Collection



**2014**

SEL Titles Average Age

Library media resources are distributed across the **Lexile reading level ranges** noted below.



**130**

BR-199  
Lexile  
Items

**474**

200-349  
Lexile  
Items

**1,058**

350-499  
Lexile  
Items

**2,176**

500-674  
Lexile  
Items

**1,158**

675-909  
Lexile  
Items

**227**

910-1299  
Lexile  
Items

**3**

1300+  
Lexile  
Items

## Collection Analysis by Category

---

The information collected in this section provides a detailed look at the current library collection by classification and genre. The information was gathered from Follett Destiny, the library management system, and Titlewave, the vendor's ordering and analysis tool.

Section	# of Titles	Average Age
Computer Science, Information & General Works	67	2017
Philosophy & Psychology	29	2018
Religion	36	2019
Social Sciences	487	2015
Language	329	2008
Science	623	2016
Technology	306	2016
Arts & Recreation	269	2017
Literature	140	2009
History & Geography	391	2017
Biography	328	2017
Easy	1,945	2011
General Fiction	1,977	2014
Graphic Novels	382	2016

### Notes

- Language section needs to be reviewed for updating.
- Easy section needs continued updating because of age/usage.

## Representation Analysis

Enrollment & Demographic Data					
662 2023-24 Student Enrollment as of September 7, 2023	Subgroups		Federal Ethnicity		
	47% ELL	8% ESE	74% Hispanic	26% Non-Hispanic	
Federal Race Category					
76% White	19% Black	0% Native	2% Asian	1% Pacific	2% Multicultural

To deepen focus on strategic collection development, specific sections of the collection were analyzed in detail to determine whether the media center collection reflects and represents various points of view and experiences. The goal is to provide a balanced collection that can be both a mirror, to reflect a reader's experience, and a window, so readers can experience different viewpoints.

### Results

Based on the available school data of Winegard ES in comparison to Collection Analysis results, it was found that:

Student Representation	% of Students	Total # of Titles	Total % of Titles	Avg. Age of Titles
Hispanic	74%	148	2%	2016
Black	19%	344	5%	2016
Asian	2%	86	1%	2016

- Based on our percentage of Hispanic students (74%), purchases of new books will focus on Hispanic students and Hispanic heritage.

## Strategic Focus

This page lists the priorities for selection and weeding for each school year and includes the action, updates, and outcomes. This is subject to change due to funding and time constraints.

School Year	Strategic Focus
2023-2024	<b>Selection Priorities</b> <ul style="list-style-type: none"> <li>• Update Nonfiction: Biographies, to better represent our population</li> <li>• Update fiction to better represent our population</li> <li>• Sunshine State books for 2024-2025</li> <li>• Continue to increase our Fiction and Easy sections, including popular titles</li> <li>• Build up our 0.0-1.9 leveled books</li> </ul>
	<b>Weeding Priorities</b> <ul style="list-style-type: none"> <li>• Multiple copies of past year SSYRA books and other duplicates</li> <li>• Replace well-read copies of books from the Easy section and the Graphic Novel Section</li> </ul>
2024-2025	<b>Selection Priorities</b> <ul style="list-style-type: none"> <li>• Continue to update Nonfiction: Biographies, to better represent our population</li> <li>• Continue to update fiction to better represent our population</li> <li>• Sunshine State books for 2025-2026</li> <li>• Continue to increase our Fiction and Easy sections, including popular titles</li> <li>• Continue to build up our 0.0-1.9 leveled books</li> </ul>
	<b>Weeding Priorities</b> <ul style="list-style-type: none"> <li>• Social Sciences (300's)</li> <li>• Multiple copies of past year SSYRA books and other duplicates.</li> <li>• Replace well-read copies of books from the Easy section.</li> </ul>



## Budget and Purchasing Plan

---

This page outlines the current budget available and specifically lists the priorities for this school year (2023-2024).

### *Annual Budget 2023-2024*

State Funds	
Source	Amount
State (1001111000)	\$8,628.28
Internal Accounts	
Source	Amount
Book Fair Profits	424.47
Scholastic Dollars	569.78
Projected Scholastic Dollars 23-24	2,405.35
Library Fines	359.84
Grants or Donations	0
<b>TOTAL</b>	<b>12,387.72</b>

### *Purchasing Plan 2023-2024*

Approximate Purchasing Plan	
Purpose	Amount
SSYRA Books 2024-2025	1,500.00
Bookmarks from Scholastic	250.00
Books for the Collection, to include: Hispanic titles, Biographies, popular titles, Easy books, Nonfiction	7,182.28
Books for Celebrations (for AR, from Scholastic)	2,000.00
<b>TOTAL</b>	<b>10,932.28</b>

## Year-to-Year Collection Change

The information below represents the year-to-year change within the library media center collection from the 2022-23 to 2023-24 school year. The 2022-23 data is based on a collection analysis from June 2022, while the 2023-24 is based on a collection analysis from July 2023.





### Data Reflection

- We added to our collection, but need to continue to add to better represent our population and have more titles per student.
- We plan to utilize stakeholder input for purchasing.
- We will continue to weed multiple copies of SSYRA books, as well as follow the monthly weeding schedule from the district.

### 2022-23 Purchased and Weeded Materials

Materials  
Added to the  
Collection 115

Materials  
Weeded from  
the Collection 23

Category	2022-23	2023-24
 <b>Items in the Collection</b>	7,506	7,537
 <b>Items per Student</b>	11	11
 <b>Average Age of Collection</b>	2014	2014
 <b>Representative Titles in the Collection</b>	33%	32%